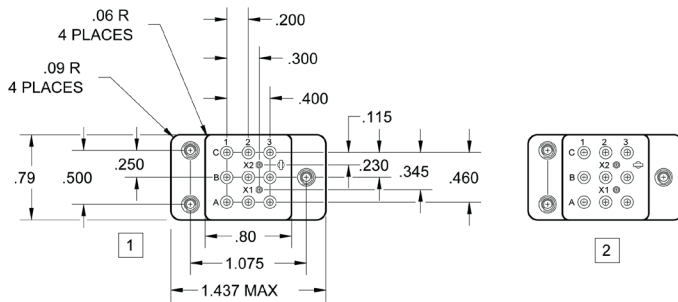




Basic socket series designation for:
Series YCA

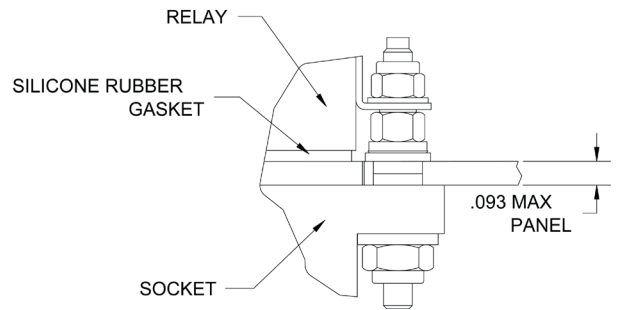
Designed to the standards and requirements of:
MIL-DTL-12883/46

SOCKET DRAWING

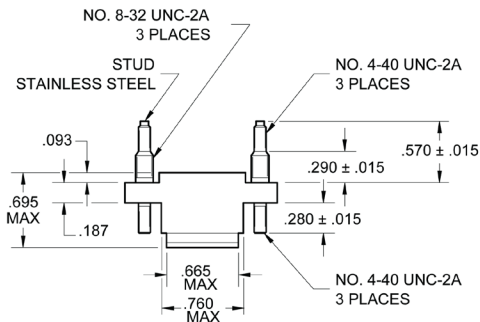


HARDWARE MOUNTING

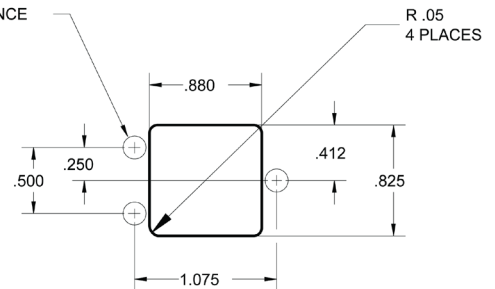
MOUNTING DETAIL 3 PLACES



MOUNTING DIMENSIONS



BOTTOM MOUNT-CLEARANCE
HOLE FOR .164 SCREW
TOP MOUNT-CLEARANCE
HOLE FOR .112 SCREW



GENERAL CHARACTERISTICS

1. Supplied with mounting hardware and No. 16 contacts and crimp for power terminals; No. 20 contacts and crimp for coil terminals (SO-1065-10392).

2. Supplied with mounting hardware and No. 16 contacts and crimp for power terminals; No. 20 contacts and crimp for coil terminals (SO-1065-10393).

3. Standard tolerances

.xx ± .01; xxx ± .005

4. Weight

.052 lbs. max

5. Operating temperature

-70° C to +125° C